

2016

PARTS CATALOG



o n e  s o u r c e



HELPFUL PARTS ORDERING TIPS

ORDERING TIPS

- Consolidate parts orders to save you **time** and reduce overall shipping costs.
- Maintain a limited stock of “emergency” type parts to eliminate down **time** and air shipment expense. A sample of recommended parts:
 - Truck Part: Vacuum pump belt and pump repair kit
 - Accessory Part: Whale Pump Repair Kit (sink part)
 - Restroom Part: Toilet Seat Hardware Kit
 - Deodorizer: 1 Container of Tank Deodorizer & Fragrance Spray in reserve

RECEIVING TIPS

1. Let us know when you need your order to arrive.
2. Advise us if you prefer delivery appointments for your less than truckload shipments.
3. Count packages and check their **condition** prior to signing for the goods.
4. Make note on carrier paperwork regarding any shortage or damage.

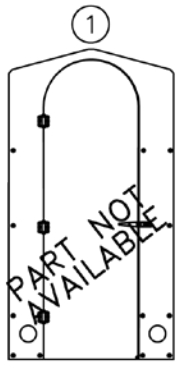
ORDERING INFORMATION

Location	Phone	Fax	Email
USA/Canada	800-883-1123	800-328-3334	orderdesk@satelliteco.com
Outside USA/Canada	763-553-1900	763-551-7246	

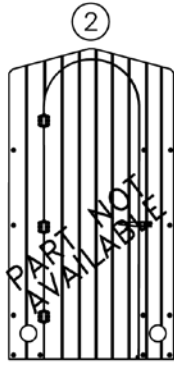
Customer Service Hours: 8:00 - 5:00 pm (Central Standard Time)

NOTE: PARTS MAY SHIP FROM MULTIPLE LOCATIONS. COMPONENT PARTS SHIP WITHIN 3 BUSINESS DAYS LTL OR UPS.

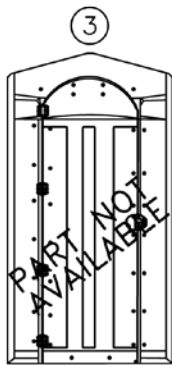
FRONT ASSY CHART



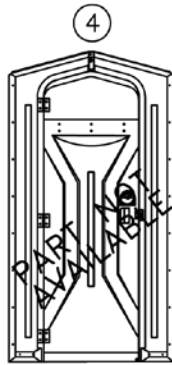
1
TUFWAY WOOD FRONT
FIRST MODEL
NO DRAWING



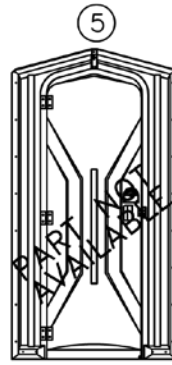
2
TUFWAY WOOD FRONT
1972 TO 1975
NO DRAWING



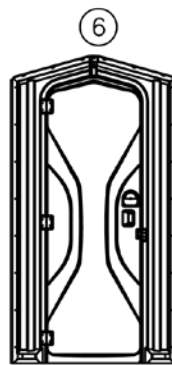
3
TUFWAY FRONT
1975 TO 1982
NO DRAWING



4
TUFWAY FRONT
1982 TO 1986
NO DRAWING



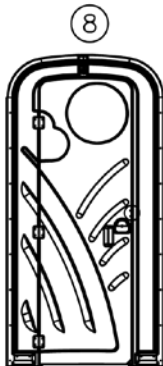
5
TUFWAY FRONT
1986 TO 2010
#15562 DRAWING



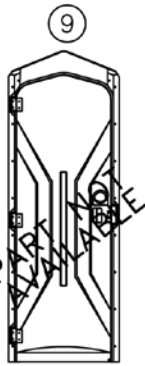
6
TUFWAY FRONT
2010 TO PRESENT
#15562 DRAWING



7
THAL MONDO FRONT
1994 TO 2009
NO DRAWING



8
THAL MONDO II FRONT
2009 TO PRESENT
#20333 DRAWING



9
TUFWAY SLIM FRONT
1992 TO 1997
#14170 DRAWING



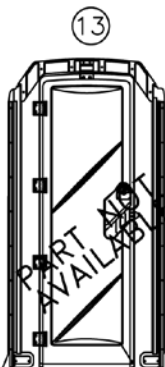
10
TUFWAY SLIM
(WITHOUT DOOR)
1993 TO 1997
#14170 DRAWING



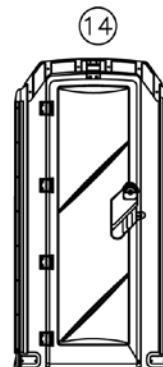
11
MAXIM SLIM FRONT
1996 TO 2001
#15475 DRAWING



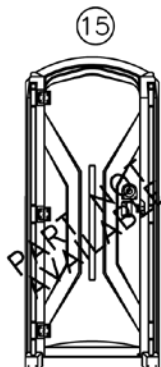
12
MAXIM SLIM
(WITHOUT DOOR)
1996 TO 2001
#15475 DRAWING



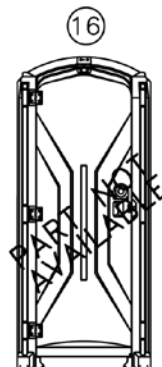
13
MX2 FRONT (WITH INSERTS)
1994 TO 1998
#15387 DRAWING



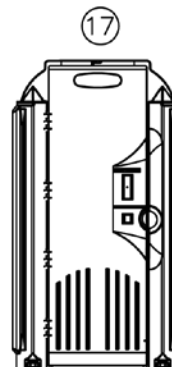
14
MX2 FRONT (WITH HOLES)
1998 TO PRESENT
#16160 DRAWING



15
QV2 TUFWAY FRONT
1991 TO 2001
#13951 DRAWING



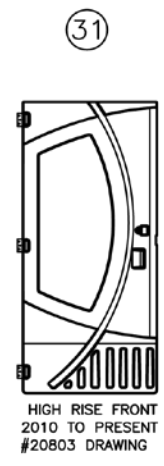
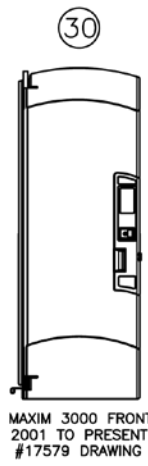
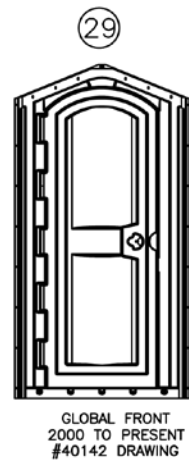
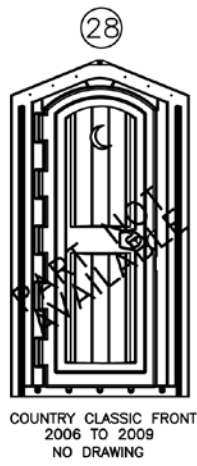
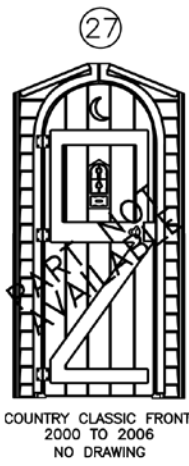
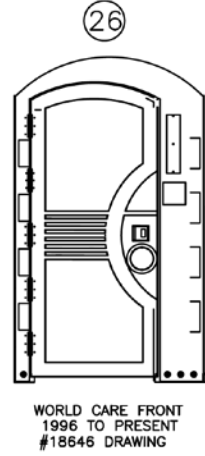
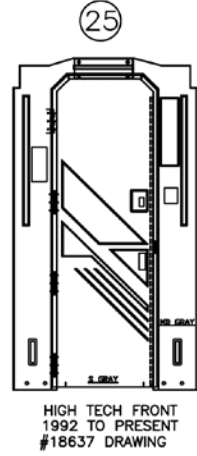
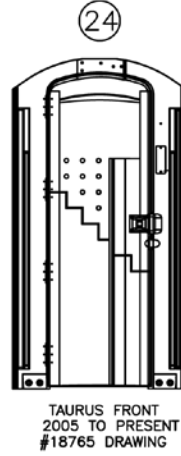
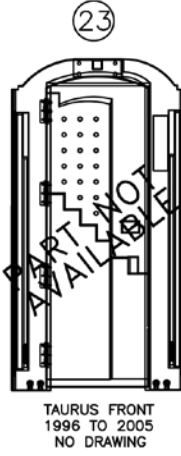

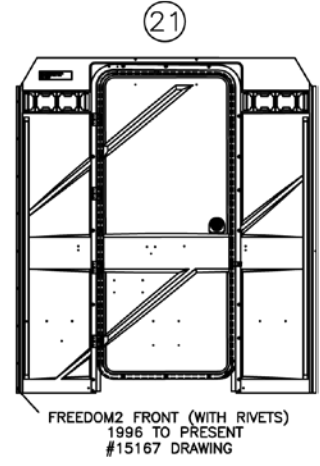
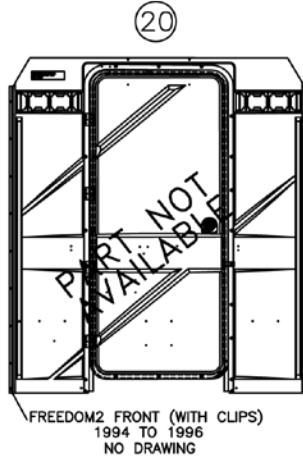
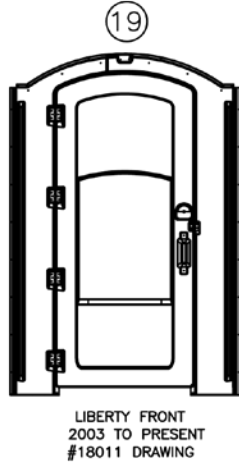
16
QV2 TUFWAY FRONT
1995 TO 2001
#15367 DRAWING



17
HIGH TECH II FRONT
2008 TO PRESENT
#18935 DRAWING

Visa / Mastercard / American Express / Discover – A 3% fee for any orders charged over \$15,000.00 will apply.
 \$25.00 Minimum Order — Prices and quantities subject to change / all prices are FOB FACTORY — Priced in U.S. Dollars
 20% minimum restocking charge applies on returns

FRONT ASSY CHART CONTINUED



Consult Your Area Manager at:
Tel: 1-800-883-1123 (US & Canada) Fax: 1-800-328-3334 (US & Canada)
Web Site: www.satelliteindustries.com

ROOF CHART

①



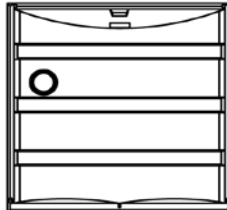
TUFWAY WOOD ROOF
1958 TO 1972
NO DRAWING

②



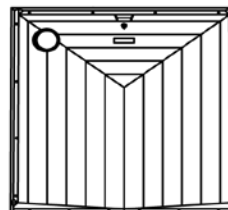
TUFWAY PEAK ROOF
1972 TO 2006
#15224 DRAWING

③




TUFWAY DOME ROOF
1987 TO PRESENT
#16045 DRAWING

④



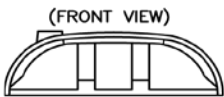
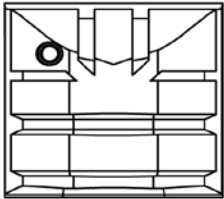
TUFWAY PEAK EASTERN ROOF
1988 TO PRESENT
#13298 DRAWING

⑤



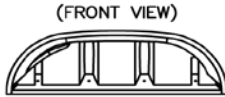
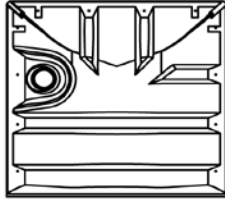
TUFWAY ULTRASAN ROOF
1990 TO 2003
#13778 DRAWING

⑥



THAL MONDO ROOF
1994 TO PRESENT
NO DRAWING

⑦



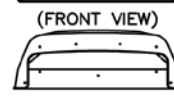
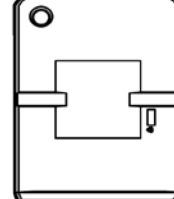
THAL MONDO II ROOF
2009 TO PRESENT
#20337 DRAWING

⑧



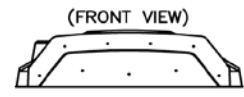
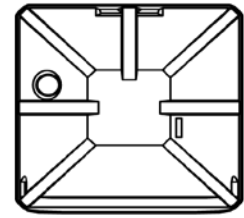
TUFWAY SLIM ROOF
1992 TO 1997
#15223 DRAWING

⑨



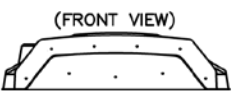
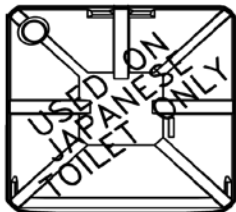
MAXIM 2000 SLIM ROOF
1996 TO PRESENT
#15510 DRAWING

⑩



MAXIM 2000 ROOF
1994 TO PRESENT
#16167 DRAWING

⑪



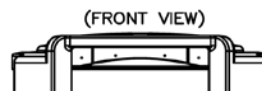
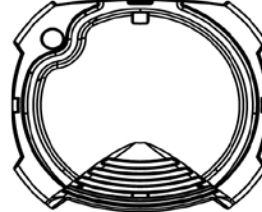
MAXIM 2000 EW/NS ROOF
1998 TO PRESENT
#16169 DRAWING

⑫



QV2 ROOF
1991 TO PRESENT
#13955 DRAWING

⑬



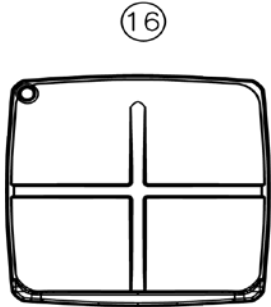
HIGH TECH 2 ROOF
2006 TO PRESENT
#18938 DRAWING

⑭

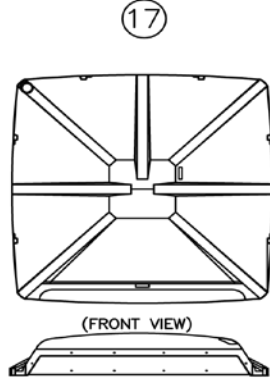


WCA (HCP) ROOF
1987 TO 1997
#15225 DRAWING

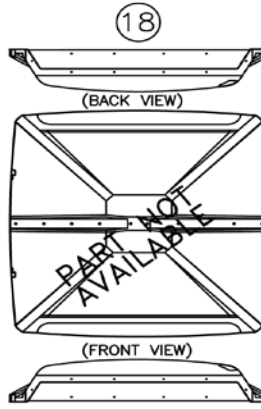
ROOF CHART -CONTINUED



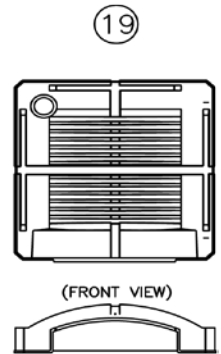
LIBERTY ROOF
2003 TO PRESENT
#18036 DRAWING



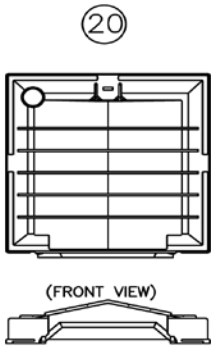
FREEDOM2 ROOF
1994 TO PRESENT
#14510 DRAWING




FREEDOM2 SROWT ROOF
1997 TO 2001
#15924 DRAWING
(CUSTOMER CAN MAKE WITH (2) FREEDOM2 ROOFS)



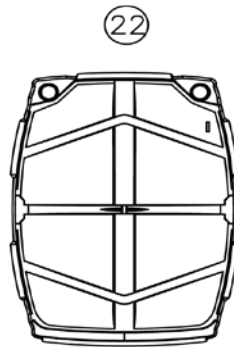
TAURUS ROOF
1996 TO PRESENT
#18765 DRAWING



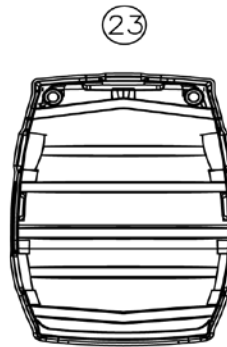
HIGH TECH 1 ROOF
1992 TO PRESENT
#18662 DRAWING




HIGH RISE ROOF
2010 TO PRESENT
#20819 DRAWING



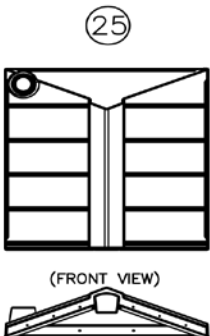
WORLD CARE I ROOF
1996 TO PRESENT
#18892 DRAWING



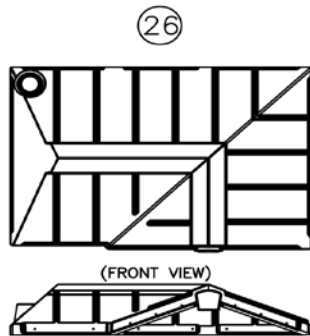
WORLD CARE II ROOF
1996 TO PRESENT
#18684 DRAWING



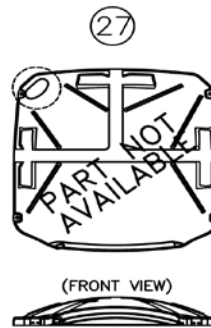
COUNTRY CLASSIC ROOF
2000 TO 2009
NO DRAWING



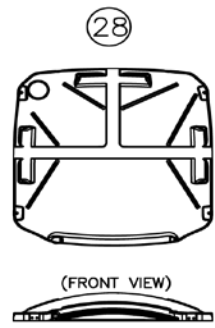
GLOBAL ROOF
2000 TO PRESENT
#40016 DRAWING



GLOBAL 1.5 ROOF
2005 TO PRESENT
#40075 DRAWING



MAXIM 3000 ROOF
2001 TO 2005
#17618 DRAWING
(OBLONG VP HOLE)




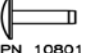

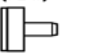
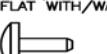
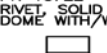
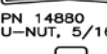
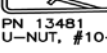


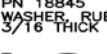







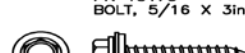


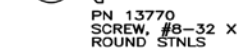
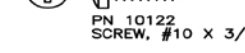
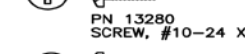
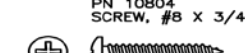

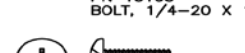
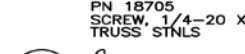
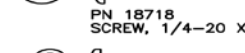
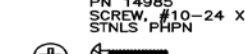



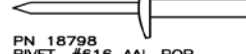
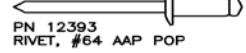



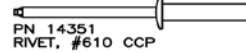

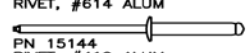
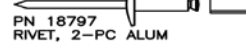







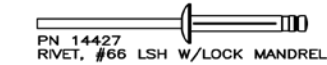



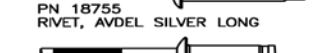
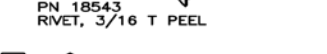


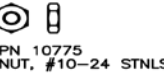
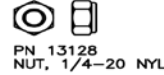





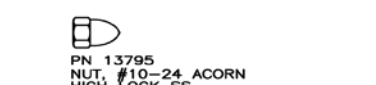
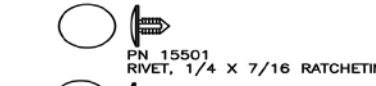
MAXIM 3000 ROOF
2005 TO PRESENT
#19049 DRAWING
(ROUND VP HOLE)

Consult Your Area Manager at:

Tel: 1-800-883-1123 (US & Canada) Fax: 1-800-328-3334 (US & Canada)


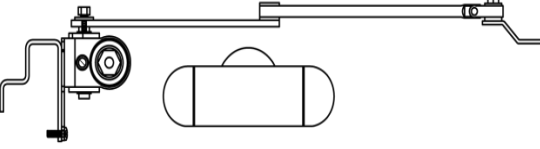
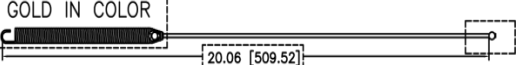


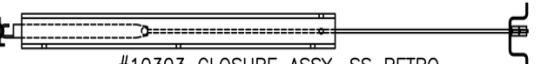

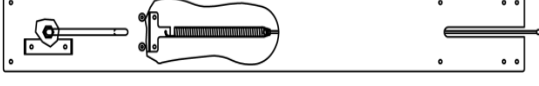
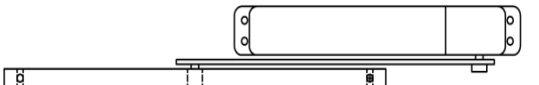
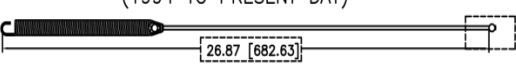

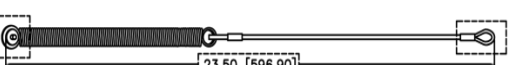
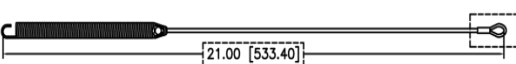

Web Site: www.satelliteindustries.com

HARDWARE CHART

 <p>PN 10047 PUSH CAP, 3/16" ID</p>	 <p>PN 10801 RIVET, SOLID LONG (DOME)</p>	 <p>PN 10629 RIVET, SOLID SHORT (FLAT)</p>	 <p>PN 18721 RIVET, SOLID SHORT FLAT WITH WASHER</p>	 <p>PN 18722 RIVET, SOLID LONG DOME WITH WASHER</p>	 <p>PN 14880 U-NUT, 5/16-18</p>	 <p>PN 13481 U-NUT, #10-24 PLTD</p>	 <p>PN 10131 U-NUT, NO THREADS</p>	 <p>PN 10068 WASHER, RUBBER 3/32 THICK</p>	 <p>PN 18845 WASHER, RUBBER 3/16 THICK</p>	 <p>PN 11368 WASHER, 5/16 FLAT STNLS</p>	 <p>PN 11315 WASHER, 3/16 RIVET STNLS</p>	 <p>PN 11361 WASHER, 3/16 ID FENDER</p>	 <p>PN 12382 WASHER, 1/4 FLAT STNLS</p>	 <p>PN 17626 WASHER, 5/16 RUBBER CLAD</p>	 <p>PN 16809 SCREW, 5/16-18 X 1-1/2" TORX</p>	 <p>PN 16808 SCREW, 5/16-18 X 3/4" TORX</p>	 <p>PN 13173 BOLT, 5/16 X 3in HWHD</p>	 <p>PN 13860 SCREW, #14 X 1-1/2" WITH WASHER GOLD</p>	 <p>PN 14768 BOLT, 1/4" X 1-1/2" PINCH GOLD</p>	 <p>PN 13770 SCREW, #8-32 X 1-3/4" ROUND STNLS</p>	 <p>PN 10122 SCREW, #10 X 3/4" PN PH TAP</p>	 <p>PN 13280 SCREW, #10-24 X 1/2" PN PH</p>	 <p>PN 10804 SCREW, #8 X 3/4" TAP GOLD</p>	 <p>PN 12007 SCREW, #10 X 1-1/4" PNPH TAP</p>	 <p>PN 10105 BOLT, 1/4-20 X 1 PHPN PLTD</p>	 <p>PN 18705 SCREW, 1/4-20 X 3/4 TRUSS STNLS</p>	 <p>PN 18718 SCREW, 1/4-20 X 1 TRUSS HEAD</p>	 <p>PN 14985 SCREW, #10-24 X 5/8 STNLS PHPN</p>	 <p>PN 18813 SCREW, #10-24 X 3/4 TRUSS STNLS</p>	 <p>PN 14767 LATCH, RESTROOM PLASTIC</p>	 <p>PN 11030 RIVET, #66 AAL POP</p>	 <p>PN 11054 RIVET, #68 AAL POP</p>	 <p>PN 18798 RIVET, #616 AAL POP</p>	 <p>PN 12393 RIVET, #64 AAP POP</p>	 <p>PN 11027 RIVET, #66 ALUM</p>	 <p>PN 15975 RIVET, #66 STNLS</p>	 <p>PN 11270 RIVET, #68 STNLS</p>	 <p>PN 11024 RIVET, #610 AAP</p>	 <p>PN 14351 RIVET, #610 CCP</p>	 <p>PN 10812 RIVET, #612 ALUM</p>	 <p>PN 20690 RIVET, #614 ALUM</p>	 <p>PN 15144 RIVET, #410 ALUM</p>	 <p>PN 18797 RIVET, 2-PC ALUM</p>	 <p>PN 19307 RIVET, PINE TREE 1/4 MTAN</p>	 <p>PN 17440 RIVET, PINE TREE 5/16"</p>	 <p>PN 16804 RIVET, PINE TREE 1/4" X 9/16"</p>	 <p>PN 14311 SCREEN, 3' X 13" PLSTC VENT</p>	 <p>PN 10891 HOOK, FLAT COAT STNLS</p>	<h4>EXPANDING/PEEL RIVETS</h4>  <p>PN 14427 RIVET, #66 LSH W/LOCK MANDREL</p>	 <p>PN 15337 RIVET, .195in PLASTIC EXPANDING</p>	 <p>PN 17436 RIVET, AVDEL SILVER</p>	 <p>PN 17030 RIVET, AVDEL BLACK</p>	 <p>PN 18755 RIVET, AVDEL SILVER LONG</p>	 <p>PN 18543 RIVET, 3/16 T PEEL</p>	 <p>PN 10769 NUT, 5/16" NC</p>	 <p>PN 10773 NUT, 1/4" NC STNLS</p>	 <p>PN 10775 NUT, #10-24 STNLS</p>	 <p>PN 13128 NUT, 1/4-20 NYLOC</p>	 <p>PN 14777 NUT, #10-24 NYLOC</p>	 <p>PN 13131 NUT, 5/16 NYLOC</p>	 <p>PN 13795 NUT, #10-24 ACORN HIGH LOCK SS</p>	 <p>PN 15501 RIVET, 1/4 X 7/16 RATCHETING</p>	 <p>14762 RIVET, 3/16 RATCHETING</p>	 <p>PN 14112 SCREEN, 3.8 X 15.25 PLSTC VENT</p>	 <p>PN 16833 SCREEN, MAX3000 VENT</p>
--	--	---	---	--	--	--	---	--	---	---	--	--	--	--	--	--	---	--	--	---	---	--	--	--	--	---	--	--	---	---	--	--	---	--	---	--	--	---	--	--	--	--	--	---	--	---	---	---	--	---	---	--	--	--	---	--	---	---	---	---	---	--	---	--	--

ITEMS NOT TO SCALE

DOOR CLOSURE CHART

<p>1  #10304 CLOSURE ASSY, TS (1982 TO 1986)</p>	<p>9  #16559 CLOSURE ASSY, FREEDOM2 (1999 TO PRESENT DAY)</p>
<p>2  GOLD IN COLOR #10888 CLOSURE ASSY, TUFWAY DOOR (1986 TO PRESENT DAY)</p>	<p>10  #19796 CLOSURE ASSY, TM DOOR (1991 TO 2010)</p>
<p>3  SILVER IN COLOR #14649 CLOSURE ASSY, DOOR MX2/TM II (1994 TO PRESENT DAY)</p>	<p>THESE CLOSURE ARE NO LONGER IN PRODUCTION, BUT SOME PARTS ARE STILL AVAILABLE.</p> <p>11  #10303 CLOSURE ASSY, SS RETRO (1982 TO 1986) NOT AVAILABLE</p> <p>12  #11124 SPRING CABLE ASSY, TS (1982 TO 1986) AVAILABLE</p> <p>13  #10305 CLOSURE/LATCH ASSY, WCA (1988 TO 1995)</p> <p>14  #14576 CLOSURE, AUTOMATIC DOOR (USED ON FREEDOM 1994 TO 2001)</p>
<p>4  #18054 CLOSURE ASSY, LIBERTY DOOR (2002 TO PRESENT DAY)</p>	
<p>5  #18704 CLOSURE ASSY, TAURUS (2005 TO PRESENT DAY)</p>	
<p>6  #18850 CLOSURE ASSY, HIGH TECH (1992 TO PRESENT DAY) USED ON TAURUS FRONTS FROM (1996 TO 2005)</p>	
<p>7  #18951 CLOSURE ASSY, HT2 DOOR (2006 TO PRESENT DAY)</p>	
<p>8  #18802 CLOSURE, WORLD CARE DOOR (1996 TO PRESENT DAY)</p>	

Consult Your Area Manager at:

Tel: 1-800-883-1123 (US & Canada) Fax: 1-800-328-3334 (US & Canada)

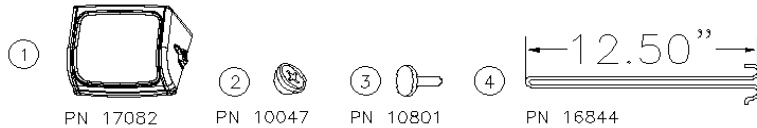
Web Site: www.satelliteindustries.com

URINAL CHART

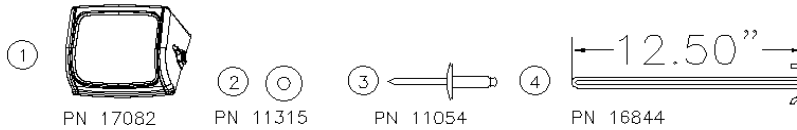

THE ACTIVE URINAL IS THE REPLACEMENT URINAL FOR OLDER VERSION URINAL					<table border="1" style="font-size: small;"> <tr> <td>REV</td> <td>DESCRIPTION</td> <td>DATE</td> <td>BY</td> </tr> <tr> <td>1</td> <td>ISSUE 2011</td> <td>10-11-2011</td> <td>...</td> </tr> </table>					REV	DESCRIPTION	DATE	BY	1	ISSUE 2011	10-11-2011	...
REV	DESCRIPTION	DATE	BY														
1	ISSUE 2011	10-11-2011	...														
TUFWAY/MAXIM 2000 RESTROOM					GLOBAL RESTROOM	MAXIM 3000 RESTROOM	QV2 RESTROOM	HI-RISE URINAL									
①	②	③	④	⑤	⑥	⑦	⑧	⑨									
1034S URINAL, 1425 TO 1540	1143E URINAL, 1540 TO 1620	1143E URINAL, 1540 TO 1620	1153A URINAL, 1540 TO 1620	1411B URINAL, 1540 TO 1620	4014E URINAL, 2000 TO 2000	1475H URINAL, 2000 TO 2000	1509H URINAL, 2000 TO 2000	1122T URINAL, 14-1620, 1620 TO 1620									
					NOT AVAILABLE AS A REPLACEMENT PART. USE 1625AS KIT, OR URINAL 1540/1620 KIT												
TAURUS/HIGH TECH 1 RESTROOM			HIGH TECH 2 RESTROOM		EUROPE URINALS												
⑩			⑪		⑫												
1475H URINAL TROUGH, 2000 TO 2000			1475H URINAL TROUGH, 2000 TO 2000		1475H URINAL, 1475 TO 1620 (USE ONLY WITH NO OVERFLOW OF WATER)												
					STANDING ROOM ONLY URINAL TROUGH												
					⑬												
					1475H URINAL, 1475 TO 1620												
					LIBERTY RESTROOM												
					⑭												
					1475H URINAL, 1475 TO 1620												
EUROPE URINALS																	
URINAL 3-MAN		URINAL 4-MAN		URINAL ROLLING		TMONDO RESTROOM		TMONDO RESTROOM		TYPE E RESTROOM							
⑮		⑯		⑰		⑱		⑲		⑳							
1475H URINAL, 1475 TO 1620		1475H URINAL, 1475 TO 1620		1475H URINAL, 1475 TO 1620		1475H URINAL, 1475 TO 1620		1475H URINAL, 1475 TO 1620		1475H URINAL, 1475 TO 1620							

REV	DATE	BY	DESCRIPTION
1	10-11-2011	...	ISSUE 2011
CHART, URINAL			
21813			

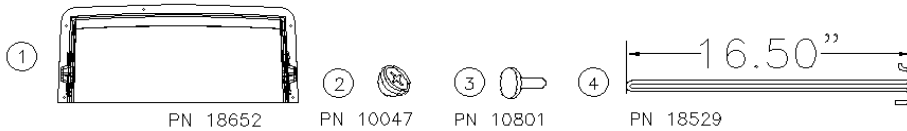
PAPERGUARD CHART



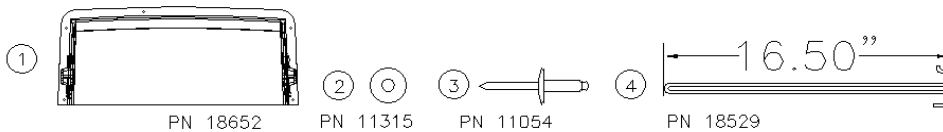
REV E ITEM#	PART#	QTY	DESCRIPTION	PRICE EACH
	16928	1	KIT, PAPERGRD 2 ROLL PUSH CAP	
1	17082	1	HOOD, PAPERGUARD 2 ROLL DGRY	
2	10047	4	PUSH CAP, 3/16 ID	
3	10801	4	RIVET, SOLID LONG (DOME)	
4	16844	1	SPINDLE, PAPERGRD 2 ROLL METAL	



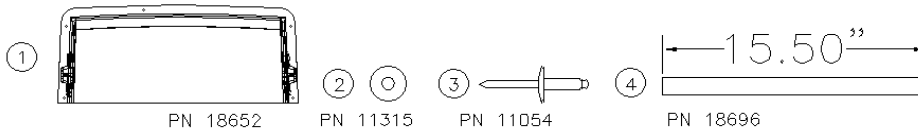
REV E ITEM#	PART#	QTY	DESCRIPTION	PRICE EACH
	16845	1	KIT, PAPERGRD 2 ROLL POP RIVET	
1	17082	1	HOOD, PAPERGUARD 2 ROLL DGRY	
2	11315	4	WASHER, 3/16 RIVET STNLS	
3	11054	4	RIVET, #68 AAL POP	
4	16844	1	SPINDLE, PAPERGRD 2 ROLL METAL	



REV C ITEM#	PART#	QTY	DESCRIPTION	PRICE EACH
	19116	1	KIT, PAPERGRD 3 ROLL PUSH CAP	
1	18652	1	HOOD, PAPERGUARD 3 ROLL DGRY	
	18142	1	INSTRUCTION, PAPERGUARD 3 ROLL (NOT SHOWN)	
2	10047	4	PUSH CAP, 3/16 ID	
3	10801	4	RIVET, SOLID LONG (DOME)	
4	18529	1	SPINDLE, PAPERGRD 3 ROLL METAL	



REV B ITEM#	PART#	QTY	DESCRIPTION	PRICE EACH
	19114	1	KIT, PAPERGRD 3 ROLL POP RVT	
1	18652	1	HOOD, PAPERGUARD 3 ROLL DGRY	
	18142	1	INSTRUCTION, PAPERGUARD 3 ROLL (NOT SHOWN)	
2	11315	4	WASHER, 3/16 RIVET STNLS	
3	11054	4	RIVET, #68 AAL POP	
4	18529	1	SPINDLE, PAPERGRD 3 ROLL METAL	



REV A ITEM#	PART#	QTY	DESCRIPTION	PRICE EACH
	21344	1	KIT, PAPERGRD 3 ROLL W/SP P/RVT	
1	18652	1	HOOD, PAPERGUARD 3 ROLL DGRY	
	18142	1	INSTRUCTION, PAPERGUARD 3 ROLL (NOT SHOWN)	
2	11315	4	WASHER, 3/16 RIVET STNLS	
3	11054	4	RIVET, #68 AAL POP	
4	18696	1	SPINDLE, PAPERGRD 3 ROLL WOOD	

Consult Your Area Manager at:
 Tel: 1-800-883-1123 (US & Canada) Fax: 1-800-328-3334 (US & Canada)
 Web Site: www.satelliteindustries.com

Foot Pump Chart

REVISIONS			
REV	DESCRIPTION	DATE	DR
A	ECO# 2516	1-1-05	C E K

5. ABBREVIATION: (CLAM)= CLAMP
 4. KIT CONTAINS: A. SPRING
 B. SPRING CAP
 C. CLAMP.
 3. USED IN PUMPS: #14484 AND 16305.

ITEM #	PART #	QTY	DESCRIPTION
			Satellite Satellite Industries, Inc. Minneapolis, MN 55441 U.S.A.
			TITLE: KIT, BABY FOOT SPRING/CAP/CLAM
			DWG NO: 18878
			SCALE NTS SUPERSEDES: SHEET 1 OF 1

\$14.40 each

REVISIONS			
REV	DESCRIPTION	DATE	DR
A	ECO# 2516	1-1-05	C E K

4. KIT CONTAINS: A. SPRING (USED IN PUMPS WITH A WHITE BOTTOM AND THREADS ON THE INLET AND OUTLET NIPPLES)
 B. SMALL GASKET
 C. SMALL O-RING
 D. PLUNGER COVER
 E. LARGE O-RING
 F. LARGE GASKET
 G. LOCK PIN
 3. USED IN PUMPS: #14484 AND 16305.

ITEM #	PART #	QTY	DESCRIPTION
			Satellite Satellite Industries, Inc. Minneapolis, MN 55441 U.S.A.
			TITLE: KIT, BABY FOOT IN/OUTLET PARTS
			DWG NO: 18879
			SCALE NTS SUPERSEDES: SHEET 1 OF 1

\$28.10 each

REVISIONS			
REV	DESCRIPTION	DATE	DR
A	ECO# 2630	7-8-08	C E K

3. BOOT (DIAPHRAGM): NEOPRENE.

ITEM #	PART #	QTY	DESCRIPTION
			Satellite Satellite Industries, Inc. Minneapolis, MN 55441 U.S.A.
			TITLE: BOOT, BABY FOOT PUMP
			DWG NO: 20508
			SCALE NTS SUPERSEDES: SHEET 1 OF 1

\$9.58 each

REVISIONS			
REV	DESCRIPTION	DATE	DR
A	ECO# 97-060	2/7/97	RRZ
B	ECO# 522	5-10-01	SLA

4. COLOR: BLUE
 3. THICKNESS: 0.060 [1.52]±0.005[0.13].
 2. MATERIAL: RUBBER.

NOTES:

ITEM #	PART #	QTY	DESCRIPTION
			Satellite Satellite Industries, Inc. Minneapolis, MN 55441 U.S.A.
			TITLE: BOOT, BUTTON PUMP
			DWG NO: 15801
			SCALE 1X SUPERSEDES: RD-1091 SHEET 1 OF 1

\$11.13 each

Visa / Mastercard / American Express / Discover – A 3% fee for any orders charged over \$15,000.00 will apply.
 \$25.00 Minimum Order — Prices and quantities subject to change / all prices are FOB FACTORY — Priced in U.S. Dollars
 20% minimum restocking charge applies on returns

Foot Pump Chart

REVISIONS			
REV	DESCRIPTION	DATE	DR
A	ECO# 585	8-11-01	SLA

ITEM #	PART #	QTY	DESCRIPTION
1	17520	1	NIPPLE, 3/4" OUTLET BILGE PUMP

SCALE 1=1 SUPERSEDES: SHEET 1 OF 1

\$4.79 Each

REVISIONS			
REV	DESCRIPTION	DATE	DR
A	ECO# 585	8-11-01	SLA

ITEM #	PART #	QTY	DESCRIPTION
1	17518	1	NIPPLE, 1" INLET BILGE PUMP

SCALE 1=1 SUPERSEDES: SHEET 1 OF 1

\$4.90 each

REVISIONS			
REV	DESCRIPTION	DATE	DR
A	ECO# 585	8-11-01	SLA

ITEM #	PART #	QTY	DESCRIPTION
1	17519	1	NIPPLE, 1" OUTLET BILGE PUMP

SCALE 1=1 SUPERSEDES: SHEET 1 OF 1

\$4.30 each

REVISIONS			
REV	DESCRIPTION	DATE	DR
A	ECO# 2970	6-1-11	BCF

FOR FOOT PUMP #17504 & 21013

3. ABBREVIATION: (FT)= FOOT
NOTES:

ITEM #	PART #	QTY	DESCRIPTION
1	21168	1	KIT, STRAIGHT GUZZLER FT VALVE

SCALE NTS SUPERSEDES: SHEET 1 OF 1

\$14.60 each

REVISIONS			
REV	DESCRIPTION	DATE	DR
A	ECO# 585	8-20-01	SLA

2. KIT CONTAINS:
1 EA CLAMP RING SET
2 EA BOLTS
2 EA NUTS

FOR FOOT PUMP 16445 AND 16968

ITEM #	PART #	QTY	DESCRIPTION
1	17516	1	KIT, REPAIR FOOT PUMP

SCALE NTS SUPERSEDES: SHEET 1 OF 1

\$21.38 each

REVISIONS			
REV	DESCRIPTION	DATE	DR
A	ECO# 585	8-11-01	SLA
B	ECO# 1434	6-24-04	CEK

2. KIT CONTAINS:
1 EA DIAPHRAM
1 EA SPRING
1 EA INLET VALVE
1 EA OUTLET VALVE

FOR FOOT PUMP 16445 AND 16968

ITEM #	PART #	QTY	DESCRIPTION
1	17517	1	KIT, REAR DIAPHRAM

SCALE NTS SUPERSEDES: SHEET 1 OF 1

\$33.83 each

Consult Your Area Manager at:
Tel: 1-800-883-1123 (US & Canada) Fax: 1-800-328-3334 (US & Canada)
Web Site: www.satelliteindustries.com

HAND PUMP CHART

REV. DESCRIPTION DATE BY
A. ECOM 1993 M-4-041C-01

2. KIT CONTAINS:
1. DOWNSHAFT
2. HANDLE
3. PUMP FLANGE
4. BOLTS (2)
5. NUT

FOR BLUE 14877 PUMP, 15512 PUMP, AND 16173 PUMP.

ITEM #	PART #	QTY	DESCRIPTION
1	17173	1	BILGE SPARE PARTS
2	17173	1	BILGE SPARE PARTS

\$ 12.63 each

REV. DESCRIPTION DATE BY
B. ECOM 1993 M-4-041C-01

2. KIT CONTAINS:
1. INNER PLATE
2. OUTER PLATE
3. SCREW
4. NUT
5. LARGE CIRCLIP (2)
6. SMALL CIRCLIP (2)

FOR BLUE 14877 PUMP, 15512 PUMP, AND 16173 PUMP.

ITEM #	PART #	QTY	DESCRIPTION
1	18873	1	BILGE INNER/OUTER PLATES
2	18873	1	BILGE INNER/OUTER PLATES

\$20.24 each

REV. DESCRIPTION DATE BY
A. ECOM 97-05 10-2-97 M-4-041C-01
B. ECOM 1993 M-4-041C-01

3.900 (99.04)

2. KIT CONTAINS:
1. HANDLE

FOR BLUE 14877 PUMP, 15512 PUMP, AND 16173 PUMP.

ITEM #	PART #	QTY	DESCRIPTION
1	15939	1	BILGE HANDLE REPLACMT
2	15939	1	BILGE HANDLE REPLACMT

\$3.99 each

REV. DESCRIPTION DATE BY
A. ECOM 99-02 01-17-99 M-4-041C-01
B. ECOM 1213 07-01-03 M-4-041C-01
C. ECOM 1993 M-4-041C-01

2. KIT CONTAINS:
1. DOWNSHAFT
2. INLET VALVE
3. OUTLET VALVE
4. SMALL CIRCLIP (2)
5. LARGE CIRCLIP (2)

FOR BLUE 14877 PUMP, 15512 PUMP, AND 16173 PUMP.

ITEM #	PART #	QTY	DESCRIPTION
1	16713	1	BILGE VALVE REPLACMT
2	16713	1	BILGE VALVE REPLACMT

\$22.45 each

REV. DESCRIPTION DATE BY
B. ECOM 1993 M-4-041C-01

2. KIT CONTAINS:
1. UNDERDECK RING

FOR BLUE 14877 PUMP, 15512 PUMP, AND 16173 PUMP.

ITEM #	PART #	QTY	DESCRIPTION
1	18875	1	BILGE UNDERDECK RING
2	18875	1	BILGE UNDERDECK RING

\$63.33 each

REV. DESCRIPTION DATE BY
B. ECOM 1993 M-4-041C-01

2. KIT CONTAINS:
1. DOWNSHAFT

FOR BLUE 14877 PUMP, 15512 PUMP, AND 16173 PUMP.

ITEM #	PART #	QTY	DESCRIPTION
1	18877	1	BILGE GAITER FOR DECKPLAT
2	18877	1	BILGE GAITER FOR DECKPLAT

\$17.30 each

REV. DESCRIPTION DATE BY
A. ECOM 1994 01-20-94 M-4-041C-01
B. ECOM 1993 M-4-041C-01

2. KIT INCLUDES KIT CONTAINS:
1. HANDLE
2. NUT

FOR BLUE 14877 PUMP, 15512 PUMP, AND 16173 PUMP.

ITEM #	PART #	QTY	DESCRIPTION
1	19010	1	BILGE HANDLE ASSY
2	19010	1	BILGE HANDLE ASSY

\$31.28 each

Visa / Mastercard / American Express / Discover – A 3% fee for any orders charged over \$15,000.00 will apply.
 \$25.00 Minimum Order — Prices and quantities subject to change / all prices are FOB FACTORY — Priced in U.S. Dollars
 20% minimum restocking charge applies on returns

Our hidden strength is customer service... in person and online.



- Buy replacement parts online, anytime – 24/7
- As a Satellite or Safe-T-Fresh customer, you can manage your account online by viewing order history, account balances, shipping status and much more...
- Rest assured knowing your transactions are processed safely and securely on our private servers
- Find product information with full specifications, downloadable assembly sheets and helpful advice

VISIT OUR ONLINE STORES AT:



satelliteindustries.com



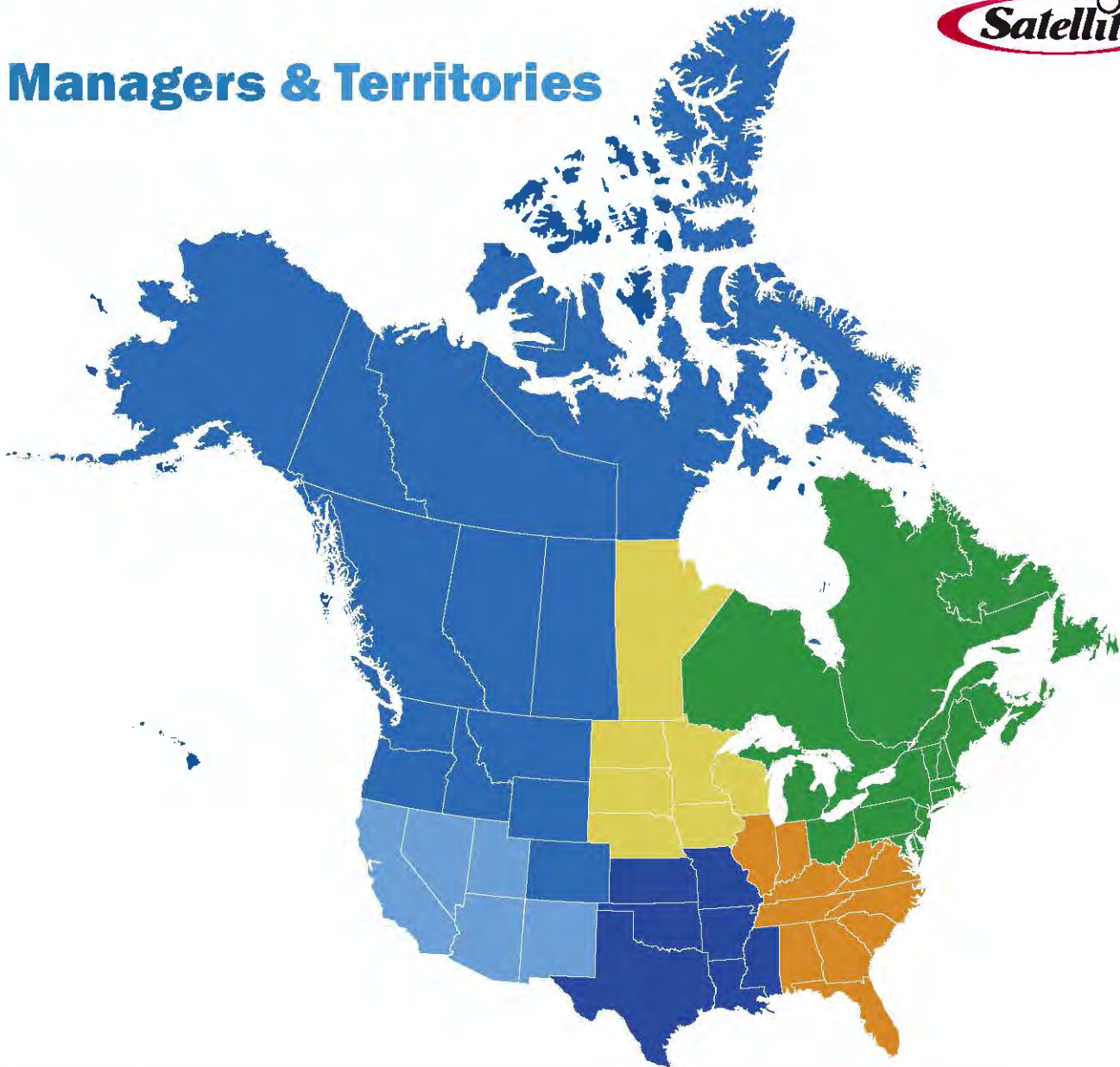
safetfresh.com



satelliterestroomtrailers.com



Area Managers & Territories



Northwest

John Sprenger
800.824.5755 / johns@satelliteco.com



Northeast

Deric Boggs
800.328.2331 / derich@satelliteco.com



Southwest

Tim White
800.272.3280 / timw@satelliteco.com



Southeast

Ryan Anthony
877.711.1054 / ryana@satelliteco.com



South Central

Gene Clay
866.556.4630 / genec@satelliteco.com



MN, WI & Manitoba

Mark Elhardt
800.328.3332 / marke@satelliteco.com

Online Ordering

satelliteindustries.com
safetfresh.com

Customer Service

Restrooms: 800.883.1123 | Fax: 800.328.3334
Safe-T-Fresh: 877.764.7297 | orderdesk@satelliteco.com